

VAISHNO CFG


INTRODUCTION

"VAISHNO CFG" DC SHUNTS are available for current ratings from 5A to 15000A with mV drops of 50-150 mV. DC Shunts are manufactured with Stringent Quality Control confirming to IS: 1248. Shunts consist of manganin rods/wire / strips soldered or silver brazed to Brass/ Copper Blocks. The shunts are artificially aged after manufacturing, then tested on full load.

DC SHUNTS

Application

Shunts are used for measuring current in DC Applications by connecting them to Moving Coil Panel meters, Digital Meters or other measuring devices. Shunts can also be used in Control Devices such as Power Supplies and Battery chargers or for over Load Protection.



TECHNICAL SPECIFICATIONS

Accuracy Class—1 or 0.5

Over Load—Shunts are capable of withstanding temperatures upto 120° C without any permanent alteration in physical or electrical properties. Over loads and faults which results in temperature of this magnitude can be safely handled.

Temperature Co-efficient—0.002% per degree centigrade, above ambient temperature in still air, with free ventilation, temperature not exceeding 120° C at the centre and 90°C at the ends.

Insulation—Shunts are supplied un-insulated and protection against contact should be installed where applicable.

Over loads (Brass Ended)—(Continuous- 1.2 x Rated Current, 5 seconds- 4 x Rated Current upto 30 seconds,

5 seconds— 10x Rated Current upto 5 seconds

Ambient Temperatures- Calibration - 20°C

Working Range -20°C + 60°C

TYPES

Compact Brass Ended—These shunts are often required for special applications due to small size. Manufactured to IEC: 51 Class-1, they can be current rated from 5-150A with 25, 50, 60, 75, and 100mV output.

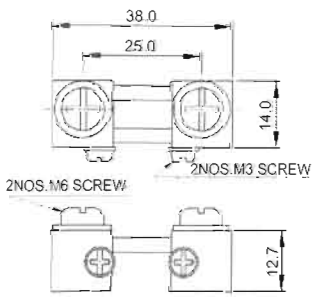
Standard Brass Ended—These Shunts are heavy duty type and provide accurate DC mili Volt signal suitable for measuring instruments and circuits and are manufactured as per IS: 1248, Class-1 or Class 0.5 with current rating from 5A- 15000A and 50- 300mV output.

Installation—For maximum heat dissipation, mount shunts in the horizontal manner, with the blade, standing vertical. Utilize the full end block surface area. Ample ventilation should be provided. Bus Bar should be adequately rated, clean and level, with a thin coat of silicon grease applied to the contact surface area. Use flat and tension washers under the nuts and tighten fully.

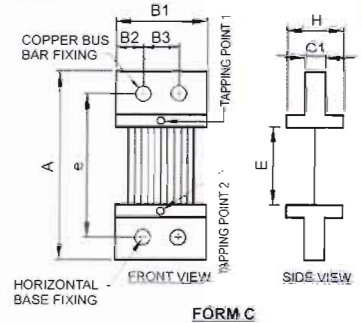
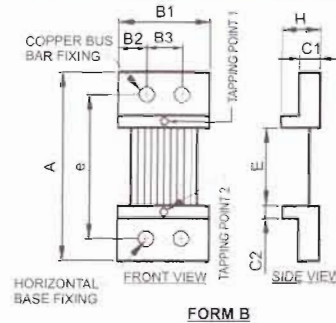
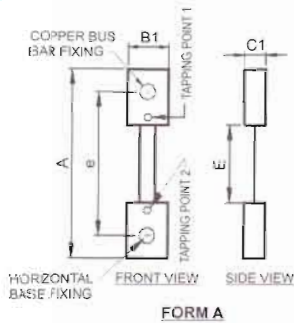
DC SHUNTS



Compact Brass Ended Shunts



Standard Brass Ended Shunts



	Rated Shunt Current in Amp.	a (max) (in mV)			b1 min. max.	b2	b3	C1	C2	60 mv	d			E Mn	Length of Contacting Part with the Busbar	Current terminal Dimensions	No. of Current Terminals	
		60	75	150							75 mv	150 mv	h (max) (in mV)					
FORM-A	1 - 30	90	100	100	15-25	-	-	8	-	70±1.5	88±1.5	88±1.5	20	20	20	-	M5 x 12	2 x 1
	31 - 150	110	120	125	15-25	-	-	8	-	80±1.5	100±1.5	205±1.5	20	20	20	15	M8 x 15	2 x 1
	151 - 300	155	165	270	25-35	15	-	10	10	105±1.5	125±1.5	230±1.5	30	30	50	20	M12 x 40	2 x 1
FORM-B	301 - 750	155	165	270	30-50	20	-	10	10	105±1.5	125±1.5	230±1.5	30	30	50	25	M16 x 45	2 x 1
	751 - 1000	175	185	290	40-75	30	-	10	10	115±1.5	135±1.5	240±1.5	30	30	60	40	M20 x 50	2 x 1
	1001 - 1500	175	185	290	75-100	21	48	10	10	115±1.5	135±1.5	240±1.5	30	30	60	40	M16 x 45	2 x 2
	1501 - 3000	175	185	290	100-125	30	60	10	10	115±2.0	135±2.0	240±2.0	30	30	60	40	M20 x 50	2 x 2
FORM-C	3001 - 5000	175	185	300	100-125	30	60	15	15	115±2.0	135±2.0	250±2.0	60	60	130	40	M20 x 50	2 x 2
	5001 - 7500	185	195	300	125-175	25	52	25	15	125±2.0	145±2.0	250±2.0	130	130	130	40	M20 x 75	2 x 3
	7501 - 10000	195	205	310	175-225	25	52	30	20	135±2.0	155±2.0	260±2.0	170	170	170	40	M20 x 85	2 x 4
	10001-15000	195	205	310	250-350	25	52	30	20	135±2.0	155±2.0	260±2.0	170	170	170	40	M20 x 85	2 x 6

All Dimensions in mm

OUR CHANNEL PARTNER



Vaishno Switchgear (P) Ltd

G-19 Sector-11 Noida - 201301 (U.P.) India
 Ph : +91(120)4226778 , 4226777
 FAX : +91(120)4335659
 Email: sales@vaishno.co.in
 Website : www.INDIAMART.com/Vaishno-sgr
 www.Vaishno.co.in



The widest range